

2023 annual report to the Community

il nido Children's Centre

il nido Children's Centre number: 4609

Partnership: Campbell



Preschool director:

Melissa Gobell

A handwritten signature in black ink that reads "M Gobell".

signature

Date of endorsement:

12/02/2024



Government of South Australia
Department for Education

Context Statement

Information about il nido Children's Centre is available on the centres website, as well as the Australian Childrens Education and Care Quality Authority (ACECQA) website.

Preschool Attendance

	Term 1	Term 2	Term 3	Term 4
2020 centre	89.5%	78.1%	89.3%	93.9%
2021 centre	90.6%	92.7%	94.4%	84.7%
2022 centre	81%	74%	75.5%	76.7%
2023 centre	86%	90%	79.4%	77.6%
2020 state	89.1%	81.8%	84.6%	85.8%
2021 state	87.3%	85.3%	87.1%	84.5%
2022 state	83.6%	77.6%	77.9%	77.8%
2023 state	85.4%	82.9%	83.4%	81.4%

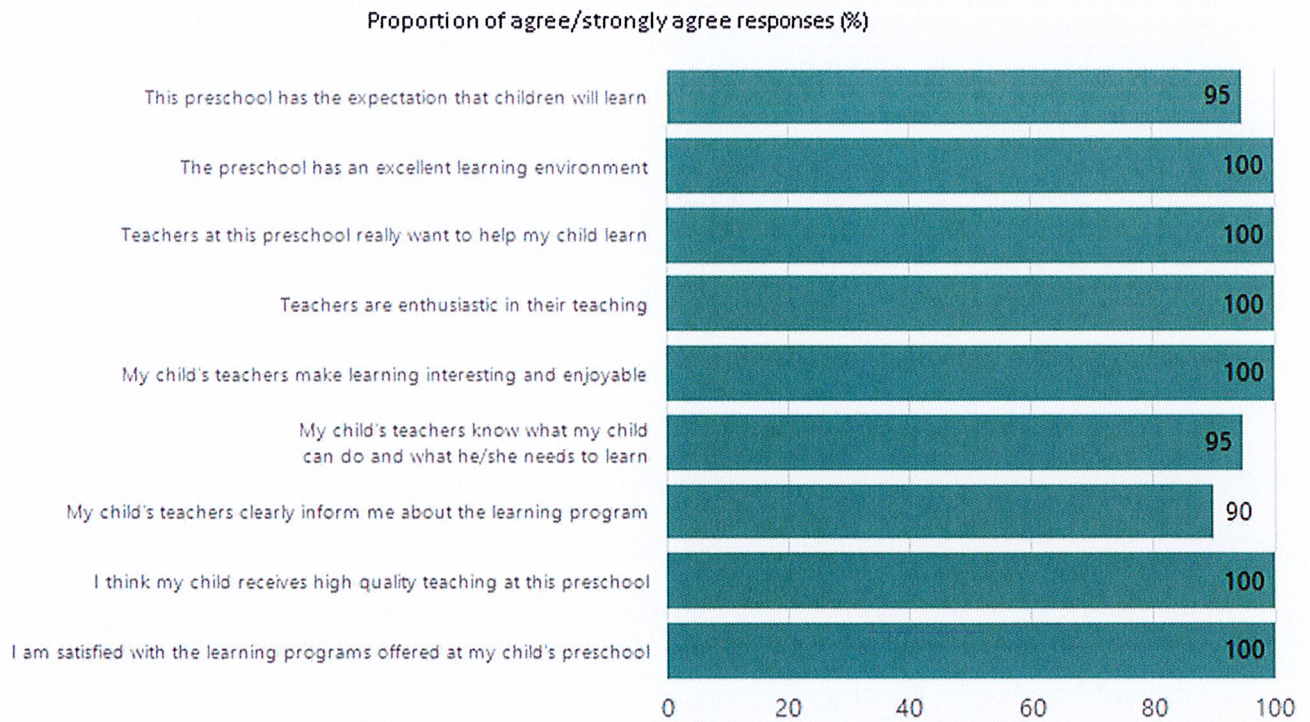
Based on attendances recorded in the two-week reference period each term. Data for eligible enrolments as described in the department's Enrolment policy. Attendance rates may differ to previous reporting with the transfer from calculations based on deemed attendance to actual attendance using booked hours divided by attended hours. Data Source: Department for Education Attendance Data, Semester 1 Report 2023. A blank cell indicates there we no students enrolled.

Note: Term 2 2020 data may not be available for all preschools.

Attendance Comment

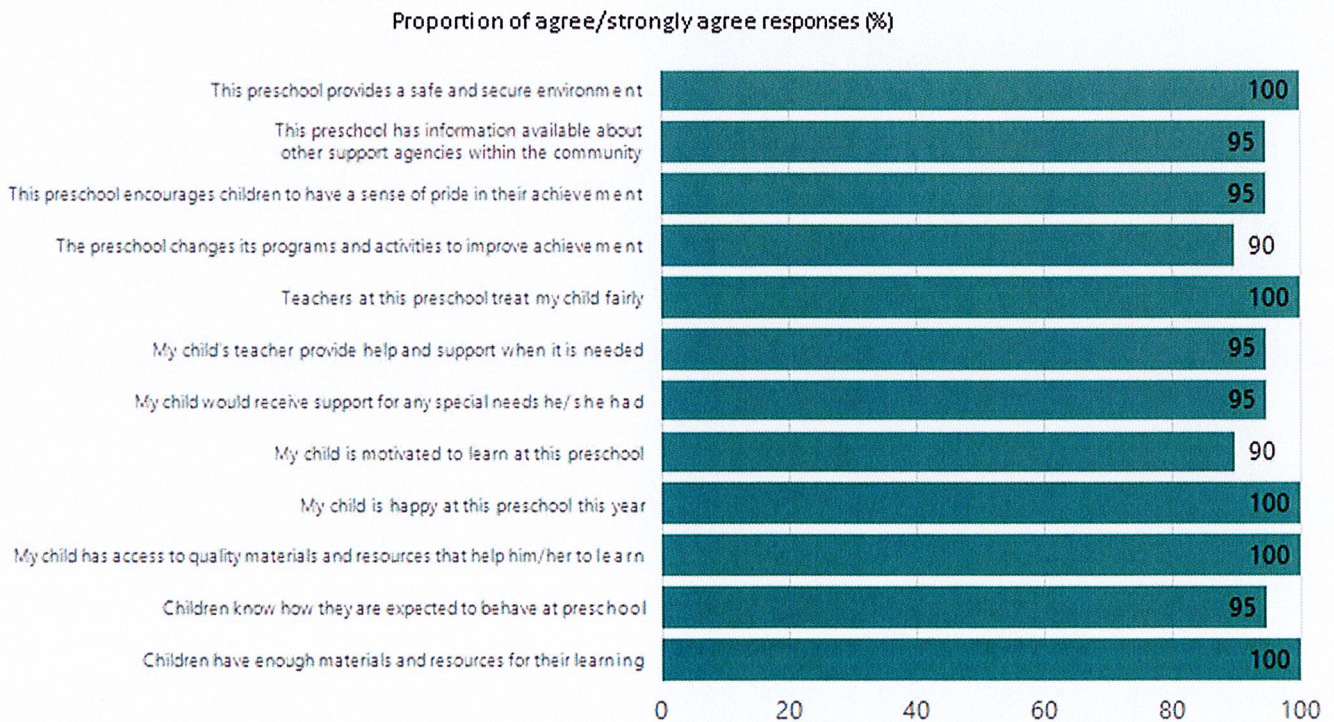
In South Australia, preschool attendance is not compulsory, but it is strongly encouraged. Preschool gives children the best opportunity to develop skills, which prepare them for school. These benefits include establishing positive routines and habits, friendships and connections as well as developing communication, problem-solving and creative skills. All children are entitled to access a preschool program over 4 terms the year before they start school.

Quality of Teaching and Learning



Data Source: 2023 Department for Education Preschool Family Opinions Survey, Term 3 2023.

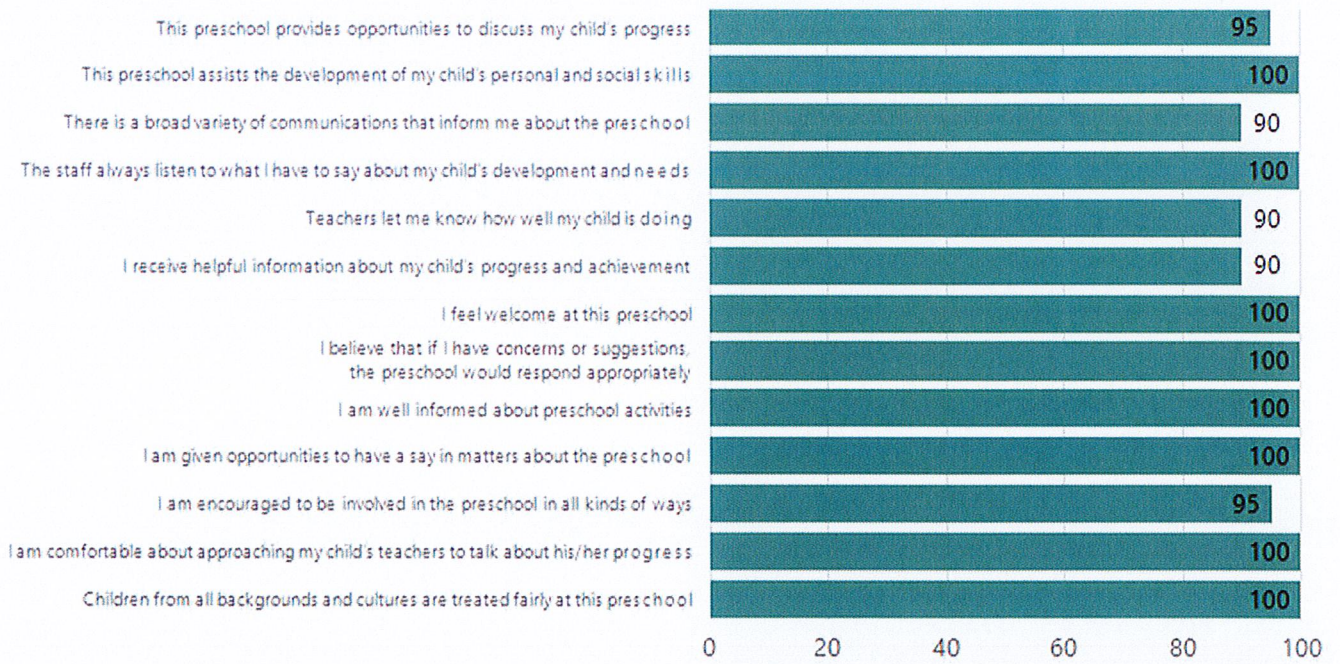
Support of Learning



Data Source: 2023 Department for Education Preschool Family Opinions Survey, Term 3 2023.

Relationships and Communication

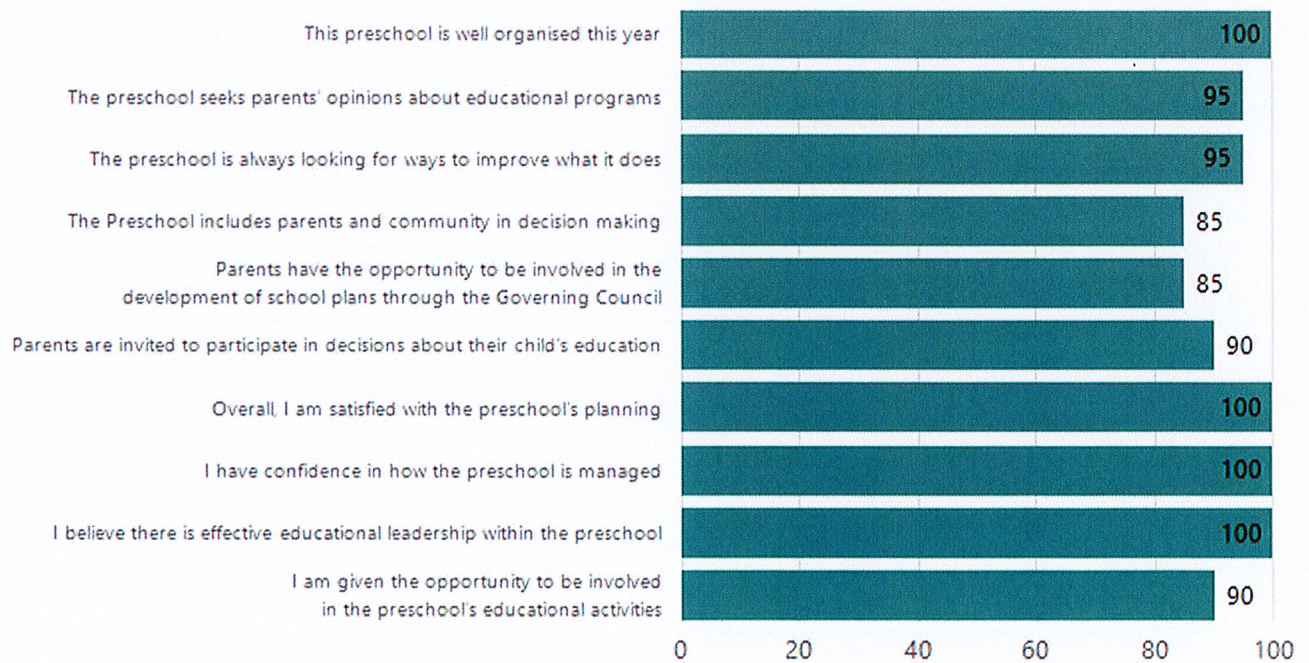
Proportion of agree/strongly agree responses (%)



Data Source: 2023 Department for Education Preschool Family Opinions Survey, Term 3 2023.

Leadership and Decision Making

Proportion of agree/strongly agree responses (%)



Data Source: 2023 Department for Education Preschool Family Opinions Survey, Term 3 2023.

Destination Schools

Feeder Schools (Site number - Name)	2021	2022	2023
0419 - Athelstone School	4.4%		
0923 - Stradbroke School	6.7%		
0982 - Dernancourt School	4.4%		
1028 - Charles Campbell College	15.6%	18.4%	15.8%
1043 - East Marden Primary School	13.3%	5.3%	3.5%
1154 - Thorndon Park Primary School	4.4%		
9013 - St Francis of Assisi School			5.3%
9088 - St Pius X School	4.4%		
9999 - Unknown	44.4%	57.9%	57.9%

Note: The data is collected in term 3. It does not reflect actual schools enrolled in by existing preschool children. A blank cell indicates there was no data for students enrolled.

Data Source: Department for Education Destination Data Report, 2023.

Highest Qualifications held by the teaching workforce and workforce composition

All teachers at this school are qualified and registered with the SA Teachers Registration Board.

Qualification Level	Number of Qualifications
Bachelor's degrees or Diplomas	2
Postgraduate Qualifications	2

Data Source: Data extracted from Mandatory Workforce Information Collections as on the last pay date of June 2023. As self-reported by staff in the system.

Please note: Data includes staff who are Actively employed and on extended paid leave. Please note only the highest qualification of the Teaching staff is reported. Excludes any number of other certifications earned.

Workforce composition including indigenous staff

	Teaching Staff		Non-Teaching Staff	
	Indigenous	Non-Indigenous	Indigenous	Non-Indigenous
Full-Time Equivalents	0.0	4.0	0.0	1.6
Persons	0.0	4.0	0.0	3.0

Data Source: Data extracted from Mandatory Workforce Information Collection as on the last pay date of June 2023.

Please note: Data includes staff who are actively employed and on extended paid leave. "Indigenous category" is self-reported by staff in the system.

Financial Statement

Funding Source	Amount
Grants: State	609,840
Grants: Commonwealth	
Parent Contributions	38,886
Fund Raising	190
Other	

Data Source: School supplied data.

23/02/2024

As the world began settling into a state of normalcy following the peak of the pandemic COVID19, 2023 has been another positive year for il nido. Notably, the pandemic had presented a reset to a lot of the attendees to early learning centres, which had an evident short term cash inflow impact to the business. The dedicated and positive staff along with the beautiful expansive outdoor grounds of the site have enabled the business to once again thrive with high numbers of child registrations and attendance enabled in the later half of the year.

A major project was undertaken as a result of strategic planning undertaken early on in the year in which a focus was given to the branding and online presence of the centre, to ensure that the community could access relevant information about the site and its operations when evaluating early learning options for their children. A new website was launched and an overhaul of all flyers, marketing collateral and parenting handbooks were undertaken. It has had a lasting positive effect as it now clearly demonstrates the immense value that the centre and its people bring to the community.

Among several other initiatives undertaken by the leadership team at the site along with the support of the passionate educators, the site has returned to a strong financial position and sustainability in the attendance numbers at the site.

A review of childcare fees was undertaken and compared across similar sites SA wide. While fees marginally increased at il nido in 2023, the centre is still proud to offer one of the lowest cost and highest quality childcares in the state that operates as an integrated community service site model.

Personally, I would like to thank those who served on the Governing Council and Management Committee over the past 12 months as they have put il nido in an optimistic position to continue to deliver quality learning outcomes in a safe and happy environment.

Further to this, on behalf of the Governing Council and Management Committee and as a parent of a child attending the centre, thank you to all of the centre's employees that provide such an essential service to our community through their roles. We are grateful for the education, care and joy that is provided for the children's development and wellbeing.

Gavin Smith

Chairperson